




MAKING PAPER

FIRST YOU'LL NEED SOME CELLULOSE FIBER




Plants

Leaf, Grass or seed fiber



Scrap Paper

Printing, watercolor paper or newspaper



Flower Petals,

Seeds and Tree Bark
For decoration


BREAK DOWN THE FIBER TO MAKE THE PULP



Kitchen Blender

Cut scrap paper and plants into small pieces, soak and blend with water

NOW THE PULP IS READY FOR SHEET FORMATION



Mould and Deckle

You can use a picture frame and a screen or needle point canvas

1. Pour your pulp and water into a shallow bin.
2. Add your petals, seeds bark and more into the mix for decoration.
3. Use the screen to scoop some pulp from the water
4. Let the water drain. A thin layer of pulp will be left on the screen.
5. Transfer the wet sheet onto an absorbent surface like a towel
6. Remove the water by pressing a sponge onto the paper.
6. Weigh it down with something heavy like a book.
7. Let your paper dry